

NOMENCLATURE



TORQUE-ARM II Shaft Mount Speed Reducers

Basic TORQUE-ARM II Reducer TA1107H25

Shaft Mount Reducer Drive Accessories

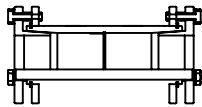
TA1107RA

TA1107 Rod Assembly



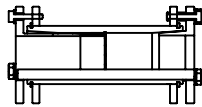
TA1107TB x 1-7/16

TA1107TB x 1-7/16 Twin Tapered Bushing Kit for Standard Length Driven Shaft



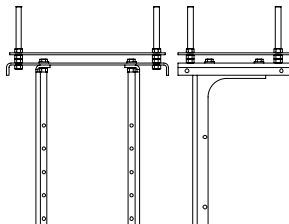
TA1107TBS x 1-7/16

TA1107TBS x 1-7/16 Twin Tapered Bushing Kit for Short Driven Shaft



TA1107MM

TA1107MM Motor Mount Assembly

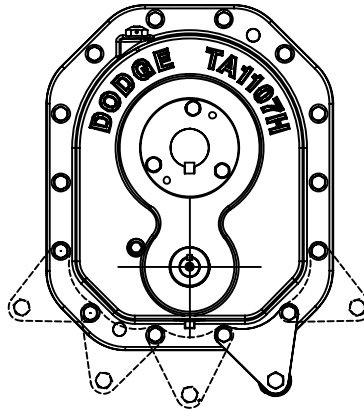


TA - TORQUE-ARM II Shaft Mount Reducer
1 - Case Size 1

107 - AGMA Code reference & Traditional Bore Size

H - Heavy Duty Rating & Extended Bore Size

25 - Nominal Reducer Ratio



Other Accessories

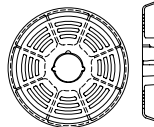
TA1107BS

Backstop Assembly



TA4207CF

Cooling Fan Assembly



TA1-4 FB Kit

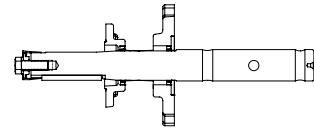
Filter Breather Kit



Screw Conveyor Drive Accessories

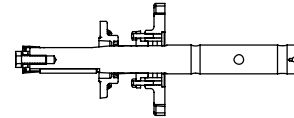
TA1107SCA

TA1107SCA Screw Conveyor Standard Adapter & Hardware Kit (does not include shaft)



TA1107SCP Kit

TA1107SCP Screw Conveyor Adjustable Packing Kit (does not include shaft or adapter)



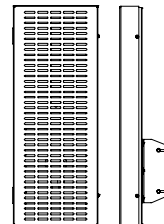
TA1107SCS x 1-7/16

TA1107SCS Screw Conveyor Drive Shaft x 1-7/16" Diameter



TA1107BG

TA1107BG Belt Guard



FEATURES/BENEFITS PAGE G1- 3	SPECIFICATION PAGE G1- 7	SELECTION/DIMENSIONS PAGE G1- 36	RELATED PRODUCTS PAGE G1- 123
---------------------------------	-----------------------------	-------------------------------------	----------------------------------

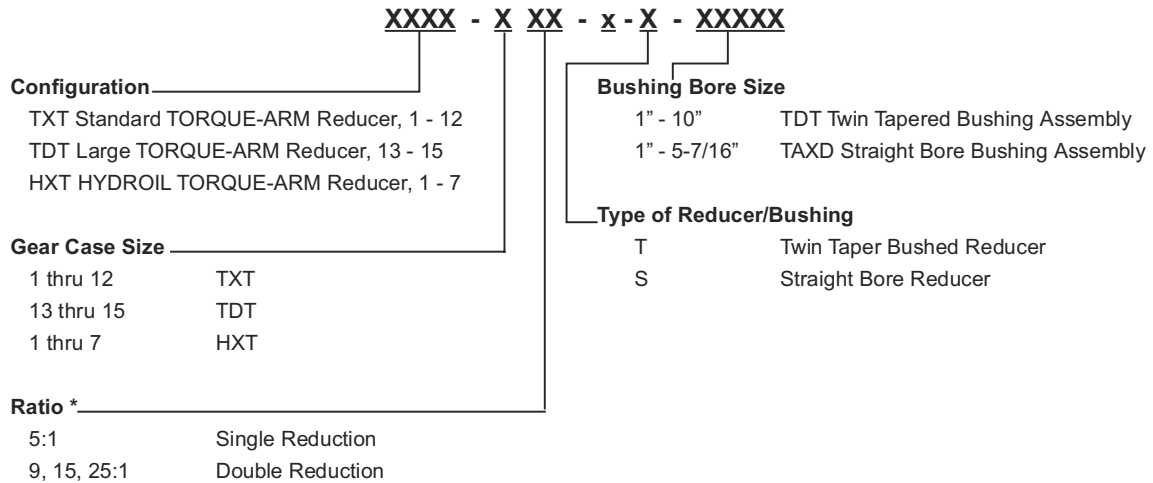
NOMENCLATURE



Gearing Reference Guide

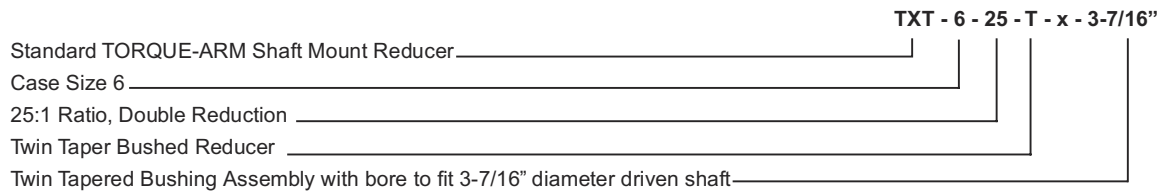
TORQUE-ARM Shaft Mount Speed Reducers

NOMENCLATURE: TORQUE-ARM REDUCERS




TORQUE-ARM II


NOMENCLATURE EXAMPLE: TORQUE-ARM REDUCERS



TORQUE-ARM



MAXIMUM Concentric Reducer



TIGEAR-2

* **Note:** "A" or "B" in nomenclature after ratio denotes latest reducer design

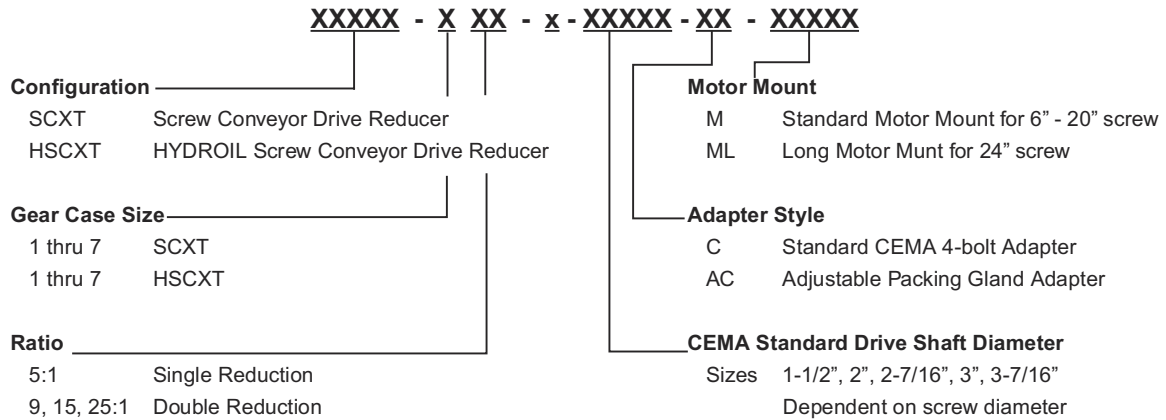
FEATURES/BENEFITS PAGE G2- 3	EASY SELECTION PAGE G2- 13	SELECTION/DIMENSIONS PAGE G2- 28	RELATED PRODUCTS PAGE G2- 152
---------------------------------	-------------------------------	-------------------------------------	----------------------------------



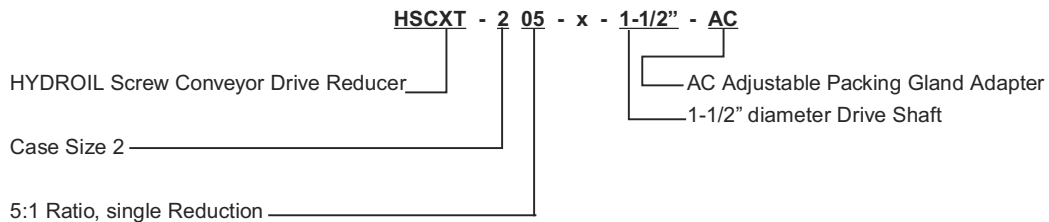
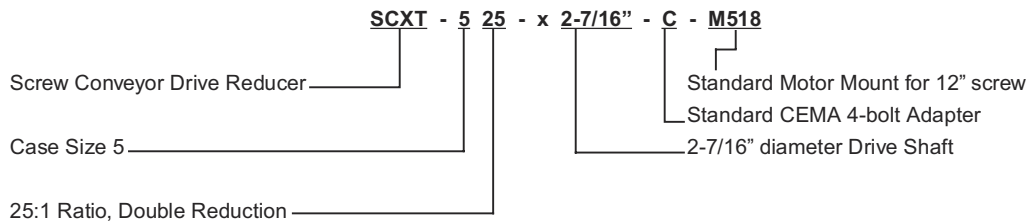
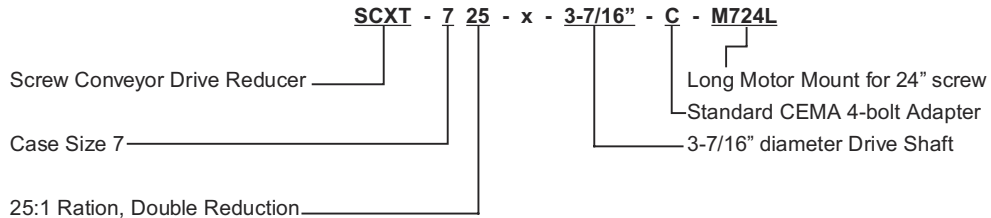
NOMENCLATURE

TORQUE-ARM Shaft Mount Speed Reducers

NOMENCLATURE: SCREW CONVEYOR DRIVE REDUCERS



NOMENCLATURE EXAMPLE: SCREW CONVEYOR DRIVE REDUCERS



* Note: "A" or "B" in nomenclature after ratio denotes latest reducer design

FEATURES/BENEFITS PAGE G2- 3	EASY SELECTION PAGE G2- 13	SELECTION/DIMENSIONS PAGE G2- 28	RELATED PRODUCTS PAGE G2- 152
---------------------------------	-------------------------------	-------------------------------------	----------------------------------

HOW TO ORDER NOMENCLATURE



MAXUM Concentric Reducer

HOW TO ORDER MAXUM REDUCERS

Once the correct DODGE MAXUM Concentric Shaft Reducer and accessories have been selected from information published in this catalog, the complete assembly can be specified or ordered using the nomenclature provided and/or the part numbers listed in the specification section, pages G3-23 through G3-33.

NOTE: If selection cannot be made from information herein, technical assistance is available to recommend drives for new or existing applications. Submit full details to DODGE MAXUM Application Engineering (864) 288-9050; DODGE Customer Service (864) 297-4800.

NOMENCLATURE

XXXX - XXXX - XX - XXX.XX - XX

MOTOR FRAME _____

STAGES OF REDUCTION _____

- D = DOUBLE
- T = TRIPLE

GEARCASE CONSTRUCTION _____

- CR = CONCENTRIC REDUCER

CONFIGURATION _____

- BLANK = SEPARATE
- B = BASEPLATE
- S = SCOOP KIT
- T = TOP MOTOR MOUNT

GEARCASE SIZE _____

4 THROUGH 12

RATIO 2.25 THROUGH 194.6 _____

ACCESSORIES _____

- BS = BACKSTOP
- AS = AUXILIARY SEALS
- G = GRIP COUPLING
- P = PARA-FLEX COUPLING
- HE = HEAT EXCHANGER
- CF = COOLING FAN
- SB = SLIDE BASE

NOMENCLATURE EXAMPLES

SEPARATE REDUCER

DCR - 10 - 11.4 - BS

- DOUBLE REDUCTION _____
- CONCENTRIC REDUCER _____
- SEPARATE REDUCER _____
- SIZE 10 _____
- 11.4 NOMINAL RATIO _____
- BACKSTOP _____

REDUCER WITH SCOOP

143T - TCRS - 4 - 57.7 - G - BS - SB

- 143T FRAME MOTOR _____
- TRIPLE REDUCTION _____
- CONCENTRIC REDUCER _____
- SCOOP MOUNTING _____
- SIZE 4 _____
- 57.7 NOMINAL RATIO _____
- GRID COUPLING _____
- BACKSTOP _____
- SLIDE BASE _____

FEATURES/BENEFITS PAGE G3-3	EASY SELECTION PAGE G3-7	SELECTION/DIMENSIONS PAGE G3-23	RELATED PRODUCTS PAGE G3-55
--------------------------------	-----------------------------	------------------------------------	--------------------------------

HOW TO ORDER / NOMENCLATURE



HOW TO ORDER TIGEAR-2 REDUCERS

All TIGEAR-2 reducers and accessories have a part number. Reducer part numbers are found in the selection tables and accessories are listed in the modification section. When placing an order specify the reducer part number and part number(s) of selected accessories.

Part Number Example:

30Q15L14 Size-30, Quill input, 15:1 ratio, left hand output, 140TC input
 30BASE Size-30 Bolt-on base kit

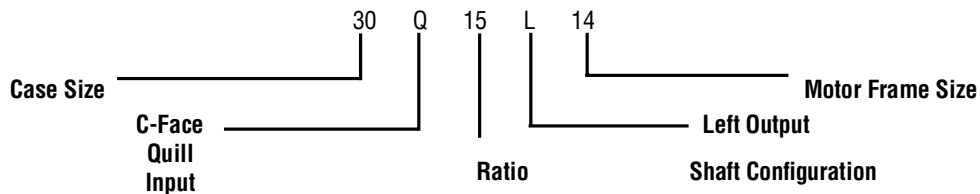
TIGEAR-2 units are stocked in input configurations - Quill & Separate (keyed input shaft). Separate units have the same structure as the old Adaptable TIGEAR. That is, a basic reducer plus a motor adapter kit ordered under its own part number and shipped individually. The "A" Input Style designation below indicates that the motor adapter will be attached by DODGE to a Separate reducer prior to shipping on a made-to-order basis, for a nominal charge.

REDUCER NOMENCLATURE AND PART NUMBER

Size	Input Style	Washdown Option	Ratio	Output	Motor Frame
13 = 1.33 c.d. 15 = 1.50 c.d. 17 = 1.75 c.d. 20 = 2.00 c.d. 23 = 2.31 c.d. 26 = 2.62 c.d. 30 = 3.00 c.d. 35 = 3.50 c.d. 40 = 4.00 c.d. 47 = 4.75 c.d.	Q Quill S Separate A Adapter Assy 3 piece coupled style	Z E-Z KLEEN S ULTRA KLEEN	05 07 10 12 15 18 20 25 30 40 50 60	L R LR H HA	56 = 56C 14 = 140TC 18 = 180TC 21 = 210TC 25 = 250TC

OUTPUT SHAFT CONFIGURATIONS

EXAMPLE



FEATURES/BENEFITS PAGE G4-2	SPECIFICATION PAGE G4-8	SELECTION / DIMENSION PAGE G4-16	MODIFICATION PAGE G4-90
--------------------------------	----------------------------	-------------------------------------	----------------------------